

Condor Script Form

Folding Frame Day Wheelchair 90050

To Order Fill in the frame dimensions and features required. For variations describe in detail on a separate page. If you have any further questions contact us at the address at the bottom of the page.

SEND FORM

If online, click here to send via e-mail

Date _____

Name _____

Address _____

Phone _____

Fax / Cell _____

Email _____

Delivery details _____

Therapist details _____

Required by _____

TRIAL CHAIR REF: _____

Disability _____ Weight _____ Height _____ Shoe Size _____ T-Shirt Size _____

MEASUREMENTS (Refer to diagram)

Max User Weight 125kg

Materials Aluminium (std) Titanium **90050T**

A Seat width 14" 15" 16" 17"

18" 19" 20"

C Back height _____

D Back angle (0° or 5°) _____

I Camber (0°, 3°, 5°) _____

J Hanger Angle (70°, 80° or 90°) _____

A Custom seat width **AD10100**

E Seat to footplate _____

K Dynamic Rocker Back **AD10330**

B Seat depth 16" 18" 20" 22"

F Seat to floor - front _____

Axle plate

Standard Amputee

B Custom seat depth **AD10100**

G Seat to floor - rear _____

Additional User weight up to 165kg

B Growth option in seat depth **AD10800**

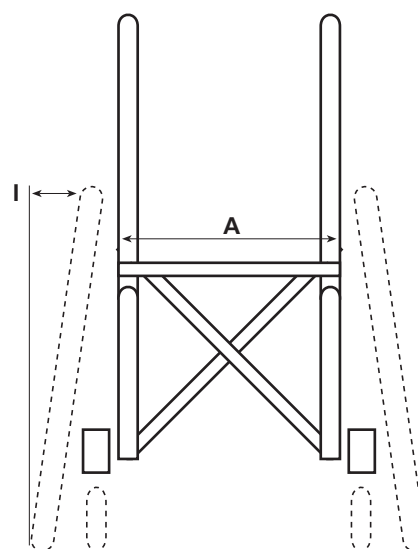
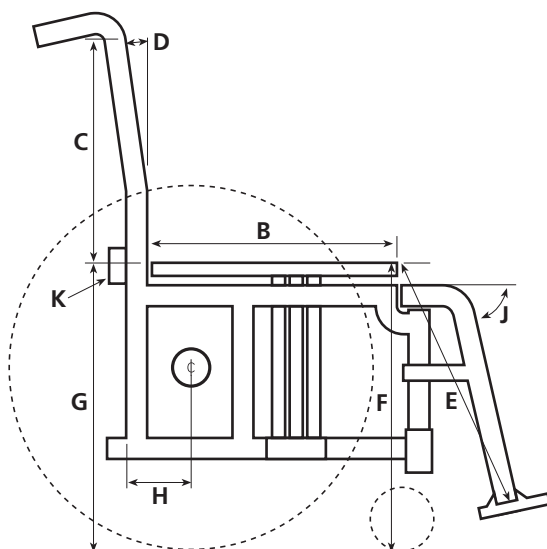
H Balance Point _____

Reinforced Aluminium frame **AD10400**

Reinforced Titanium frame **AD10410**

ADDITIONAL NOTES

(you can type here)



Condor Script Form

Folding Frame Day Wheelchair

Name _____

HANGER TYPE

Swing Away



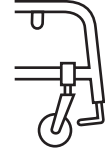
Drop In (top)



Drop In

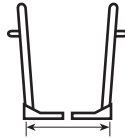
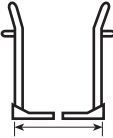


Fixed



FOOT-PLATE WIDTH

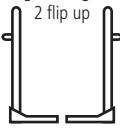
Width for Pro T and V style foot-plates



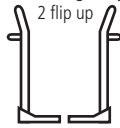
When measuring across feet you must add 2" (50mm)

SWING AWAY FOOTREST

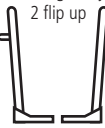
Straight swing away



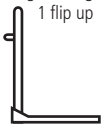
Pro T swing away



V swing away



Straight swing away



Pro T swing away



V swing away



- Straight Hangers
- Pro T Hangers
- V Hangers

- 2 piece flip up plastic foot-plate (std) 2 piece flip up, angle adjustable foot-plates **AD11521**
- 1 piece flip up, angle adjustable, alloy foot-plate, opens to the left **AD11450**
- 1 piece flip up, angle adjustable, alloy foot-plate, opens to the right (pictured) **AD11450**

DROP IN FOOTREST

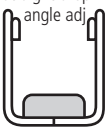
Straight drop in D foot-plate



Pro T drop in D foot-plate



Straight drop in angle adj.



Pro T drop in angle adj.




- Straight Hangers
- Pro T Hangers

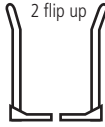
- D style foot-plate (std) ABS on foot-plate **AD11500**
- Angle adjustable foot-plate **AD11520**

FIXED FOOTREST

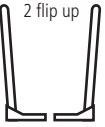
Straight fixed




Pro T fixed



V fixed



Straight fixed



Pro T fixed



V fixed



- Straight Hangers
- Pro T Hangers
- V Hangers

- 2 piece flip up plastic foot-plate (std) 2 piece flip up, angle adjustable foot-plates **AD11521**
- 1 piece flip up, angle adjustable, alloy foot-plate, opens to the left **AD11450**
- 1 piece flip up, angle adjustable, alloy foot-plate, opens to the right (pictured) **AD11450**

ELEVATING LEG REST Made for the Swing Away front only

- Left **AD11610**
- Right **AD11610**
- Both **AD11600**

STUMP SUPPORT Made for the Fixed and Swing Away fronts only

- Left **AD11650** Fixed
- Right **AD11650** Removable
- Both **AD11651**

Condor Script Form

Folding Frame Day Wheelchair

Name _____

CASTORS

- | | | | |
|--|--|--|--|
| <input type="checkbox"/> 4" wide solid composite (std) | <input type="checkbox"/> 5" solid composite (std) | <input type="checkbox"/> 6" solid composite (std) | <input type="checkbox"/> 8" x 1" solid composite AD11760 |
| <input type="checkbox"/> 4" x 1.25" alloy AD11710 | <input type="checkbox"/> 5" wide solid composite (std) | <input type="checkbox"/> 6" wide solid composite (std) | <input type="checkbox"/> 8" floater wide composite AD11761 |
| <input type="checkbox"/> 4" wide soft roll alloy AD11806 | <input type="checkbox"/> 5" solid alloy AD11740 | <input type="checkbox"/> 6" solid alloy AD11742 | <input type="checkbox"/> 8" pneumatic composite AD11780 |
| | <input type="checkbox"/> 5" x 1.5" alloy AD11740 | <input type="checkbox"/> 6" x 1.5" alloy AD11742 | |
| | <input type="checkbox"/> 5" wide soft roll alloy AD11810 | <input type="checkbox"/> 6" wide soft roll alloy AD11820 | |
| | | <input type="checkbox"/> 6" pneumatic composite AD11750 | |

FORKS

- Standard forks (std) Frog Legs suspension AD11950

PUSH HANDLES

- | | | | |
|------------------------------|---|---|--|
| <input type="checkbox"/> Nil | <input type="checkbox"/> In back canes (std) | <input type="checkbox"/> Stroller D AD14200 | <input type="checkbox"/> Dual clamp adj height AD14120 |
| | <input type="checkbox"/> Foldable in back canes AD14160 | <input type="checkbox"/> Strollers twin removable AD14240 | <input type="checkbox"/> Stroller handle with ratchet backrest AD14300 |

BRAKES

- | | | | |
|---|---|--|---|
| <input type="checkbox"/> Nil | <input type="checkbox"/> Pull to lock AD14510 | <input type="checkbox"/> Reverse handles | <input type="checkbox"/> Scissor AD14520 |
| <input type="checkbox"/> Push to lock (std) | <input type="checkbox"/> Hill climbers AD14530 | | <input type="checkbox"/> Scissor Lock Composite AD14570 |
| <input type="checkbox"/> Push to lock (long handle) AD14551 | <input type="checkbox"/> Brake extensions AD14550 | | |

ANTI-TIPS

- | | | | |
|--|---|---|--|
| <input type="checkbox"/> Nil | <input type="checkbox"/> With plastic wheels | <input type="checkbox"/> Stainless Steel with plastic wheels AD15025 | <input type="checkbox"/> Adjustable anti tips AD15010 |
| <input type="checkbox"/> Kick tube AD15040 | <input type="checkbox"/> With roller-blades AD15030 | <input type="checkbox"/> Flared w/plastic wheels AD15020
<small>(only for w/chairs smaller than 16 wide)</small> | <input type="checkbox"/> Swing under anti tips AD15060 |

ARMRESTS

- | | |
|---|--|
| <input type="checkbox"/> Nil | <input type="checkbox"/> T adjustable height with desk pad armrest AD15260 |
| <input type="checkbox"/> Foam tube swing away, lift out AD15200 | <input type="checkbox"/> T adjustable height with full length pad armrest AD15261 |
| <input type="checkbox"/> Desk pad swing away, lift out AD15210 | <input type="checkbox"/> T adjustable height desk pad armrest with ABS skirt guard AD15280 |
| <input type="checkbox"/> Full pad swing away, lift out AD15220 | <input type="checkbox"/> T adjustable height full pad armrest with ABS skirt guard AD15281 |

UPHOLSTERY

- | | | | |
|--------------------------------------|--|---|--|
| <input type="checkbox"/> Sling (std) | <input type="checkbox"/> Tension adjustable back (std) | <input type="checkbox"/> No cushion | <input type="checkbox"/> Bag under chair AD16600 |
| | <input type="checkbox"/> No back upholstery | <input type="checkbox"/> Cushion 1" AD16201 | <input type="checkbox"/> Bag on back of chair AD16680 |
| | <input type="checkbox"/> To fit solid back | <input type="checkbox"/> Cushion 2" AD16202 | <input type="checkbox"/> Bag on front left hanger AD16620 |
| | | <input type="checkbox"/> Cushion 3" AD16203 | <input type="checkbox"/> Bag on front right hanger AD16620 |

SKIRT GUARDS

- Nil Fabric skirt guards AD16100 ABS skirt guards drop in AD16110

STRAPS / BELTS, COVERS / GUARDS

- | | | |
|---|--|--|
| <input type="checkbox"/> Leg strap (std) | <input type="checkbox"/> Fabric foot-plate cover AD11510 | <input type="checkbox"/> Seat belt - plastic buckle AD16500 |
| <input type="checkbox"/> Heel loop straps (std) | <input type="checkbox"/> Castor pivot covers AD16410 | <input type="checkbox"/> Seat belt - adults car buckle AD16522 |
| | <input type="checkbox"/> Hanger Impact guards (std) | |

TRAY

- Nil
- Slides over armrests AD17000
- With prong receivers AD17010

TIE DOWN MOUNTS

- 2 front and 2 rear AD10320

Condor Script Form

Folding Frame Day Wheelchair

Name _____

WHEELS**12.5" - 22"**

- 12.5" Transit Wheels
- 16" x 1.75" Composite Wheels
- 18" x 1" Spoked Wheels
- 18" x 1.75" Composite Wheels
- 20" x 1" Spoked Wheels
- 20" x 1-3/8" Spoked Wheels
- 20" x 1.75" Spoked Wheels
- 22" x 1" Spoked Wheels
- 22" x 1-3/8" Spoked Wheels
- 22" Spinergy LX Wheels (12 spoke - black only) **AD13310**

24"

- Spoked Wheels (std)
- Spinergy Day Wheels (18 spoke) **AD13300** (Choose your spoke colour) **Bk R Bl W Y**
- Spinergy LX Wheels (12 spoke) **AD13310** (Choose your spoke colour) **Bk R Bl W Y Gr Pk O**
- Spinergy LX Wheels with FlexRim (12 spoke - black only) **AD13315**
- X Core Wheels (5 spoke) **AD13108**
- 24" x 1.75" BMX Wheels (std)

25"

- Spoked Wheels (std)
- Spinergy Day (18 spoke) **AD13300** (Choose your spoke colour) **Bk R Bl W Y**
- Spinergy LX (12 spoke) **AD13310** (Choose your spoke colour) **Bk R Bl W Y Gr Pk O**
- Spinergy LX Wheels with FlexRim (12 spoke - black only) **AD13315**
- X Core Wheels (3 spoke) **AD13200**
- 24" x 1.95" BMX Wheels (std)

26"

- Spoked Wheels (std)
- Spinergy Day (18 spoke) **AD13300** (Choose your spoke colour) **Bk R Bl W Y**
- Spinergy LX (12 spoke) **AD13310** (Choose your spoke colour) **Bk R Bl W Y Gr Pk O**
- 26" x 1.75" BMX Wheels (std)

 Spare Wheel(s) Type: _____

Tyres: _____

Pushrims: _____

Size: _____

TYRES**12.5" - 22"**

- 12.5" Tread (std)
- 16" x 1.75" Tread (std)
- 18" x 1" HP Smooth (std)
- 18" x 1.75" Tread (std)
- 20" x 1" HP Smooth (std)
- 20" x 1-3/8" Tread (std)
- 20" x 1-3/8" Solid Tread (std)
- 20" x 1.75" Tread (std)
- 22" x 1" HP Smooth (std)
- 22" x 1-3/8" Tread (std)
- 22" x 1-3/8" Solid Tread (std)

24"

- 24" x 1" HP Smooth (std)
- 24" x 1" HP Tread (std)
- 24" x 1" Solid (std)
- 24" x 1-3/8" Tread (std)
- 24" x 1-3/8" Solid (std)
- 24" x 1-3/8" Kenda HP Tread **AD13710**
- 24" x 1-3/8" Primo V-Trak Knobbly **AD13715**
- 24" x 1" Kenda Ironcap Blue **AD13700**
- 24" x 1" Kenda Konstrictor **AD13720**
- 24" x 1" Schwalbe Right Run **AD13740**
- 24" x 1" Schwalbe Marathon Evo **AD13750**
- 24" x 1.75" BMX Tread (std)

25"

- 25" x 1" HP Smooth (std)
- 25" x 1" Solid (std)
- 25" x 1" Kenda Ironcap Blue **AD13700**
- 25" x 1" Kenda Konstrictor **AD13720**
- 25" x 1" Schwalbe Right Run **AD13740**
- 25" x 1" Schwalbe Marathon Evo **AD13750**
- 24" x 1.95" BMX Tread (std)

26"

- 26" x 1" HP Smooth (std)
- 26" x 1-3/8" Tread (std)
- 26" x 1" Solid (std)
- 26" x 1" Schwalbe Right Run **AD13740**
- 26" x 1" Schwalbe Marathon Evo **AD13750**
- 26" x 1.75" BMX Tread (std)

PUSHRIMS

- | | | | |
|---|---|--|--|
| <input type="checkbox"/> Anodised (std) | <input type="checkbox"/> Rubber coated (black) AD13850 | <input type="checkbox"/> Foam AD13840 | <input type="checkbox"/> Natural Fit no thumb grips AD13860 |
| <input type="checkbox"/> Anodised (1") AD13855 | <input type="checkbox"/> Rubber coated (1") AD13857 | <input type="checkbox"/> Spinergy FlexRim - see Wheels | <input type="checkbox"/> Natural Fit with thumb grips AD13860 |
| <input type="checkbox"/> Vinyl AD13830 | <input type="checkbox"/> Surge AD13864 | | <input type="checkbox"/> Max Greppe AD13870 |
| <input type="checkbox"/> Vinyl (1") AD13859 | | <input type="checkbox"/> Capstan No. of projections: _____ | Angle: _____ Length: _____ |

PUSHRIMS - POSITION

- Standard
- In close
- Onto rim

AXLES

- Quick release axles (std)
- Quad release **AD12500**

SPOKE GUARDS

- Clear polycarb **AD13900**
- Black ABS **AD13901**


Name _____

ATTENTION

THIS IS A GUIDE TO COLOURS ONLY, how colours appear on your monitor or when printed out may vary.

Talk to us if you want your Titanium frame coloured or polished. *Colour availability is subject to change without notice.*

STANDARD & ENABLE CLIENT COLOURS



GLASS COLOURS



CANDY COLOURS



CANDY COLOURS (SPECIAL)



FLUORESCENT COLOURS

